


City of Tumwater
Lodging Tax Final Report Form



Organization's Name: Capital Little League
Submitted By: Lori's Gies President Date: 8-20-2018
Email Address: cllgies2@comcast.net Phone: 360-250-5083

This Report Covers:

Activity Name: District Tournament Majors-

Activity Type: Special Event/Festival Marketing Facility

Activity Start Date: July 7, 2018 Activity End Date: July 13, 2018

Total Activity Cost: \$ 1,582²¹*

Total amount of Tumwater lodging tax funds requested: \$ 2080 / 1580 approved

Total amount of Tumwater lodging tax funds expended: ~~\$ 1582²¹~~ / ~~N~~ \$ 1580*

Total amount of lodging tax funds expended from all jurisdictions: ~~\$ 1582²¹~~ \$ 1,580*

DEFINITIONS OF METHODOLOGY FOR QUESTIONS BELOW:

This methodology is defined by the Joint Legislative Audit and Review Committee and is used for reporting to the Legislature about the use of lodging tax for each jurisdiction.

- **Direct Count:** Actual count of visitors using methods such as paid admissions or registrations, clicker counts at entry points, vehicle counts or number of chairs filled. A direct count may also include information collected directly from businesses, such as hotels, restaurants or tour guides likely to be affected by an event.
- **Indirect Count:** Estimate based on information related to the number of visitors such as raffle tickets sold, redeemed discount certificates, brochures handed out, police requirements for crowd control or visual estimates.
- **Representative Survey:** Information collected directly from individual visitors / participants. A representative survey is a highly structured data collection tool, based on a defined random sample of participants, and the results can be reliably projected to the entire population attending an event and includes margin of error and confidence level.
- **Informal Survey:** Information collected directly from individual visitors or participants in a non-random manner that is not representative of all visitors or participants. Informal survey results cannot be projected to the entire visitor population and provide a limited indicator of attendance because not all participants had an equal chance of being included in the survey.
- **Structured Estimate:** Estimate produced by computing known information related to the event or location. For example, one jurisdiction estimated attendance by dividing the square footage of the event area by the international building code allowance for persons (3 square feet).
- **Other:** (please describe)

CITY OF TUMWATER
 LODGING TAX FINAL REPORT FORM

21769*

OVERALL ATTENDANCE	Enter the total number of people predicted to attend this activity (this number would have been submitted on your application for funds); the actual number of people who attended this activity; and the method used to determine attendance	PREDICTED:	500
		ACTUAL (ESTIMATED):	1500 2000
	METHODOLOGY (choose definition from above): Indirect*		
	EXPLAIN TRACKING METHOD: 7 teams estimated 50-75 spectators per team per game 20 players/coaches x 12 games (24 team)		
50+ MILES - ATTENDANCE	Enter the total number of people who travelled greater than 50 miles predicted to attend this activity (this number would have been submitted on your application for funds); the actual number of people who travelled more than 50 miles to attend this activity; and the method used to determine attendance	PREDICTED:	50/66*
		ACTUAL (ESTIMATED):	350 350
	METHODOLOGY (choose definition from above): Aberdeen - furthest Dist Indirect*		
	EXPLAIN TRACKING METHOD: Aberdeen attended 5 games - 70 estimate fans + players		
OUT OF STATE / COUNTRY - ATTENDANCE	Enter the total number of people from outside the state and country predicted to attend this activity (this number would have been submitted on your application for funds); the actual number of people from outside the state and country who attended this activity; and the method used to determine attendance	PREDICTED:	10/83*
		ACTUAL (ESTIMATED):	10
	METHODOLOGY (choose definition from above): Indirect* / Informal Survey*		
	EXPLAIN TRACKING METHOD: Talked to a few grandparents who visited		
PAID FOR OVERNIGHT LODGING - ATTENDANCE	Enter the total number of people predicted to pay for overnight lodging to attend this activity (this number would have been submitted on your application for funds); the actual number of people who paid for overnight lodging and attended this activity; and the method used to determine attendance	PREDICTED:	0/93*
		ACTUAL (ESTIMATED):	0
	METHODOLOGY (choose definition from above): Indirect*		
	EXPLAIN TRACKING METHOD: No Willapa Hbr participation		
DID NOT PAY FOR OVERNIGHT LODGING - ATTENDANCE	Enter the total number of people predicted to attend this event without paying for overnight lodging (you would have submitted this number on your application for funds); the actual number of people who attended without paying for overnight lodging; and the method used to determine attendance	PREDICTED:	200*
		ACTUAL (ESTIMATED):	2000
	METHODOLOGY (choose definition from above): Non structured - indirect*		
	EXPLAIN TRACKING METHOD: observation of crowd		
PAID LODGING NIGHTS	Enter total predicted lodging nights (this number would have been submitted on your application for funds); and actual number of paid lodging nights. (One lodging night = one or more persons occupying one room for one night); and the method used to determine attendance	PREDICTED:	93*
		ACTUAL (ESTIMATED):	0
	METHODOLOGY (choose definition from above): Indirect*		
	EXPLAIN TRACKING METHOD: No Willapa Hbr participant		

*From original application estimates and movie budget

CITY OF TUMWATER
LODGING TAX FINAL REPORT FORM

Please describe any other information that demonstrates the impact of increased tourism attributable to the special event, festival, or tourism-related facility.

TUMWATER SPECIFIC QUESTIONS:

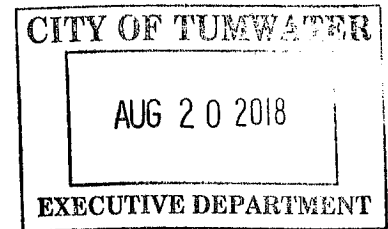
Did you experience a higher number of tourists this year? If not, what do you think was a contributing factor?

N/A - This was one time event

Did you complete all of the items on your Scope of Work consistent with your application submitted to the Lodging Tax Advisory Committee? If not, which items do you still need to complete? Do you plan on completing those items with your own resources? If so, when?

Yes

Do you plan to do anything differently next year to expand your event, increase tourism to Tumwater, or increase visitors to your facility?



August 20, 2018

Hanna Miles, Executive Department
City of Tumwater
555 Israel Rd SW
Tumwater WA 98501

RE: Lodging Tax Final Report-Capitol Little League

Ms. Miles:

Attached is the completed packet of invoices and questionnaire for Capitol Little League's approved event—Majors District Tournament. The Tournament was held July 7 to 13 at our fields at 7700 New Market SW, Tumwater.


The event actually drew more than expected about 150 to 200 persons per game. We held 12 games—1800 to 2400 folks. Each team had about 20 persons participating with players and coaches. Only one team came from more than 50 miles—Aberdeen but they played in 5 games. Willapa Harbor did not send a team (they would have been the other team from further than 50 miles).

We will not be hosting a tournament in 2019 but will apply again when our next "turn" for hosting arrives.

We are including a small supply of the 2018 hat pin we gave to all the players, coaches and umpires who worked the tournament. This pin is a yearly award for our league players, coaches and umpires and we ordered extra to use as marketing for the Majors tournament. We would like to give these to the Lodging committee and support staff.

Each player received a bottle of water, a package of sunflower seeds and a copy of the program as part of their welcome packet. The three top teams received a trophy. The first place team received individual medals for each player and coach as well as a team trophy.

Thank you again for the opportunity to participate in the lodging tax program.


Loris Gies
President Capitol Little League
360-250-5083

Sat Jul 7

Sun July 8

Mon July 9

Tues July 10

Wed July 11

Thurs July 12

Fri July 13

2018 District 3 10-12 Majors

at Capitol Little League

Games on Field 4 unless otherwise noted

Capitol 0

Aberdeen 0

1:00 2

Aberdeen 18

Montesano 4

5:00 6

Centralia 17

3:00 3

Centralia 3

Centralia 10

5:30 10

Chehalis 16

Centralia 11

11:00 1

Chehalis 4

Larch Mountain 13

12:30 4

Elma 5

5:30 12

Elma 5

Centralia

Elma 10

Chehalis 2

Capitol 0

5:30 8

Montesano 0

Elma 0

2:30 5

Montesano 10

Montesano 5

5:30 11

5:30 9

Aberdeen 8

(Field 3)

Larch Mountain 8

5:30 7

Aberdeen 9

(Field 3)

Aberdeen 9

Winner advances to state at Sedro Woolley starting July 21

Participants



Final Results 2018 10-12 Major District

👍 6

1 Share

👍 Like 💬 Comment ➦ Share ● ▼



Write a comment...

😊 📷 GIF 🗨️

Lodging Tax Budget Form

Lodging Tax Applicant: Capitol Little League Association

Specific to your Tourism-Related Facility, Tourism Promotion Activity, Special Event, or Festival, list the amount and status of funding for all sources from which you have already or intend to receive funds. Please include in-kind donations and funds received from admission fees if applicable.

PROJECTED REVENUE:

Source	Amount
Sponsorships:	\$0.00
Admission:	\$0.00
Reserves:	
Donations/Contributions:	
Grants:	
Program Service Fees:	
In-kind Donations:	
Gift Shop:	\$0.00
Vendor Fees:	\$0.00
Fundraising Activities:	
Lodging Tax From Other Jurisdictions: (please specify)	\$0.00
All Other Sources of Revenue: (please specify)	\$500.00
league revenue from registration fees portion of budget for hosting district tournament	
TOTAL REVENUE:	\$500.00

PROJECTED EXPENSES:

	<i>Actual</i>	<i>Proposed</i>
Personnel: (salaries and benefits)		\$0.00
Administration: (utilities, phone, etc.)	251 ⁰⁷	\$200.00
Marketing and Promotion:	218 ⁸⁸	\$600.00
Professional / Consultant Fees:		
Equipment:	22 ¹²	\$100.00
Facility / Event Venue Rental:		
Travel: (please specify)		
All Other Expenses: (please specify)	1090 ¹⁴	\$1,180.00
Baseballs; Turface field conditioner; rapid dry; trophies 1st to 3rd place; pins for players; welcome bags for teams; misc.		
TOTAL EXPENSES:		\$2,080.00
PROGRAM EXCESS (DEFICIT):	<i>1582²¹</i>	(\$1,580.00)