



Constant Contact Survey Results

Survey Name: Economic Development

Response Status: Partial & Completed

Filter: None

Apr 13, 2010 1:46:14 PM

Select one or more from the list below. What strategies should the City use to retain and support existing businesses?

| Answer | 0% | 100% | Number of Response(s) | Response Ratio |
|--|----|------|-----------------------|----------------|
| Provide site location and permitting assistance services for businesses seeking to relocate or expand. | | | 38 | 60.3 % |
| Provide resources and programs to support Tumwater's small businesses. | | | 36 | 57.1 % |
| Encourage the success of Tumwater's home-based businesses by ensuring that the City's regulations do not create barriers to home-based businesses. | | | 25 | 39.6 % |
| Other | | | 12 | 19.0 % |
| None of the above | | | 4 | 6.3 % |
| Totals | | | 63 | 100% |

On a scale, how supportive would you be with retaining light industrial development on brewery properties in the Deschutes River Valley between Capitol Boulevard and Cleveland Avenue?

1 = Very Supportive, 2 = Support, 3 = Neutral, 4 = Unsupportive, 5 = Very Unsupportive

| | 1 | 2 | 3 | 4 | 5 | Number of Response(s) | Rating Score* |
|--|---|---|---|---|---|-----------------------|---------------|
| | | | | | | 63 | 2.4 |

*The Rating Score is the weighted average calculated by dividing the sum of all weighted ratings by the number of total responses.

Select one or more from the list below. What strategies should the City use to grow the City's Light Industrial and Manufacturing Sector?

| Answer | 0% | 100% | Number of Response(s) | Response Ratio |
|---|----|------|-----------------------|----------------|
| Evaluate the City's tree protection standards and develop different standards for different uses, including more flexibility for industrial uses. | | | 13 | 20.6 % |
| Recruit businesses that would benefit from the City's transportation assets, which include the airport, I-5 and rail. | | | 35 | 55.5 % |
| Reach out to existing green businesses to understand their needs and to develop effective strategies to recruit similar businesses. | | | 31 | 49.2 % |
| Other | | | 8 | 12.6 % |
| None of the above | | | 10 | 15.8 % |
| Totals | | | 63 | 100% |






On a scale, how supportive would you be of redeveloping the brewery buildings along Custer Way with a mix of uses to create a regional retail, entertainment or cultural destination?

1 = Very Supportive, 2 = Supportive, 3 = Neutral, 4 = Unsupportive, 5 = Very Unsupportive






| | 1 | 2 | 3 | 4 | 5 | Number of Response(s) | Rating Score* |
|--|---|---|---|---|---|-----------------------|---------------|
| | | | | | | 64 | 1.8 |

*The Rating Score is the weighted average calculated by dividing the sum of all weighted ratings by the number of total responses.

Select one or more from the list below. What strategies should the City use to embrace the Olympia Regional Airport as a valuable economic asset?


| Answer | 0% | 100% | Number of Response(s) | Response Ratio |
|---|---|------|-----------------------|----------------|
| Collaborate with the Port of Olympia to directly recruit airport-dependent businesses such as flight schools, aircraft design or repair firms, and aircraft upholsterers. |  | | 38 | 59.3 % |
| Encourage the implementation of regularly scheduled passenger air traffic. |  | | 28 | 43.7 % |
| Encourage use of the airport for tourism travel to and from the region, linking the airport to local restaurants and hotels. |  | | 23 | 35.9 % |
| Other |  | | 7 | 10.9 % |
| None of the above |  | | 10 | 15.6 % |
| Totals | | | 64 | 100% |

Select one or more from the list below. What strategies should the City use to advance the development of the Tumwater Town Center?

| Answer | 0% | 100% | Number of Response(s) | Response Ratio |
|---|---|------|-----------------------|----------------|
| Prepare a feasibility study to determine if sufficient residential density can occur in the Town Center to support the City's vision for a mix of high density commercial and residential uses. |  | | 26 | 44.8 % |
| Develop a street plan to reduce the size of existing blocks. |  | | 13 | 22.4 % |
| In partnership with the Port of Olympia, establish a non-binding site plan for Port-owned properties in the Town Center to determine allowable uses, roads, transit service and public amenities. |  | | 31 | 53.4 % |
| Other |  | | 7 | 12.0 % |
| None of the above |  | | 8 | 13.7 % |
| Totals | | | 58 | 100% |

Neighborhood commercial development areas are small-scale developments containing convenience retail or service businesses that serve residents in the nearby area. On a scale, how supportive would you be with the City encouraging the siting of neighborhood commercial businesses to serve the needs of local residential neighborhoods?


1 = Very Supportive, 2 = Supportive, 3 = Neutral, 4 = Unsupportive, 5 = Very Unsupportive

| | 1 | 2 | 3 | 4 | 5 | Number of Response(s) | Rating Score* |
|--|--|---|---|---|---|-----------------------|---------------|
| |  | | | | | 64 | 2.3 |

*The Rating Score is the weighted average calculated by dividing the sum of all weighted ratings by the number of total responses.






Grocery-anchored centers such as the Tumwater Square/Safeway area are larger than neighborhood commercial development areas, consisting of a full grocery store and additional businesses that collocate in the same complex. On a scale, how supportive would you be of the City promoting the development of additional grocery-anchored centers in appropriate locations in the City?

1 = Very Supportive, 2 = Supportive, 3 = Neutral, 4 = Unsupportive, 5 = Very Unsupportive

| | 1 | 2 | 3 | 4 | 5 | Number of Response(s) | Rating Score* |
|--|--|---|---|---|---|-----------------------|---------------|
| |  | | | | | 62 | 2.5 |

*The Rating Score is the weighted average calculated by dividing the sum of all weighted ratings by the number of total responses.

Select one or more from the list below. What strategies should the City use to strengthen the identity of the City's business districts?

| Answer | 0% | 100% | Number of Response(s) | Response Ratio |
|--|--|------|-----------------------|----------------|
| Name and promote the City's business districts. |  | | 24 | 39.3 % |
| Explore opportunities and partnerships to offer design assistance to property owners or business owners seeking to comply with the City's design guidelines. |  | | 35 | 57.3 % |
| Provide facilitation or technical assistance to business owners interested in establishing a Business Improvement Area. |  | | 33 | 54.0 % |
| Other |  | | 6 | 9.8 % |
| None of the above |  | | 7 | 11.4 % |
| Totals | | | 61 | 100% |

On a scale, how supportive would you be to the City supporting the market-driven transformation of Capitol Boulevard from Southgate to Tumwater Boulevard through infrastructure investment, streetscape improvement, beautification efforts and building design standards?

1 = Very Supportive, 2 = Supportive, 3 = Neutral, 4 = Unsupportive, 5 = Very Unsupportive






| | 1 | 2 | 3 | 4 | 5 | Number of Response(s) | Rating Score* |
|--|---|---|---|---|---|-----------------------|---------------|
| | | | | | | 62 | 2.2 |

*The Rating Score is the weighted average calculated by dividing the sum of all weighted ratings by the number of total responses.

Select one or more from the list below. What strategies should the City use to strengthen Tumwater's image and advance the community as a regional destination?

| Answer | 0% | 100% | Number of Response(s) | Response Ratio |
|--|----|------|-----------------------|----------------|
| Utilize existing and new festivals and events to foster community and enhance Tumwater's image. | | | 36 | 59.0 % |
| Encourage market rate housing and multi-modal transportation connections in and in proximity to the Town Center. | | | 21 | 34.4 % |
| Encourage use of the Historic District and Old Brewhouse as a regional tourism draw. | | | 37 | 60.6 % |
| Recruit community colleges, technical colleges, or private schools to Tumwater, targeting sites where their presence would encourage additional development. | | | 30 | 49.1 % |
| Other | | | 6 | 9.8 % |
| None of the above | | | 5 | 8.1 % |
| Totals | | | 61 | 100% |

Select one or more from the list below. What strategies should the City use to stimulate development activity?

| Answer | 0% | 100% | Number of Response(s) | Response Ratio |
|---|---|------|-----------------------|----------------|
| Establish a City staff position responsible for promoting economic development. |  | | 19 | 29.6 % |
| Establish an earlier vesting period to "lock in" existing zoning regulations earlier for land development proposals to give more certainty to developers. |  | | 20 | 31.2 % |
| Collect impact fees later in the land development permitting process to coincide with the beginning of the impact to City services. |  | | 24 | 37.5 % |
| Other |  | | 9 | 14.0 % |
| None of the above |  | | 15 | 23.4 % |
| Totals | | | 64 | 100% |